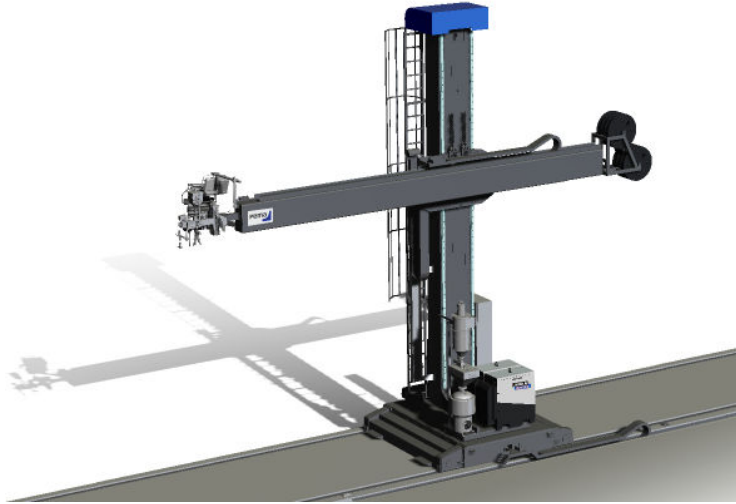


PEMA COLUMN & BOOMS  
**EHD 8X8**  
 EXTRA HEAVY DUTY SERIES



Technical data

Vertical reach [A] (mm)	1500-9500
Lifting speed (mm/min)	2500
Boom reach from c-c [B] (mm)	1500-9500
Total height [D] (mm)	11000
Boom speed (mm/min)	200 - 2500
Boom front end loading (kg)	500
Boom rear end loading (kg)	500
Rail span; inside-inside [E] (mm)	3000
Column rotation (motorized)	360°
Column rotation speed (min/360°)	2
Max. turning radius [F] (mm)	TBC
Rail car speed (mm/min)	2500
Total weight (approx.) (kg)	25000

Due to continuous R&D, Pemamek Ltd reserves the right to change the specification without notice.

PEMA COLUMN&BOOMS

PEMA Column & Booms are designed for high performance and meet the demanding standards of high quality production.

The powerful efficiency is based on the innovative integration with PEMA handling equipment, which all together are controlled by PEMA WeldControl 100 management tool.

PEMA C&B can be equipped with welding accessories and processes to fulfill customer's production requirements.

An essential part of efficiency and safety in heavy welding is that your material handling, welding manipulator and welding power sources works hand-in-hand.

- Ideal for hard automation welding solutions
- Flexible, modular construction
- Wide selection of accessories
- Advanced and modern user interface
- Three product families, reach combinations up to 10x10m
- Full integration with all PEMA material handling equipment
- Possible processes to Column & Booms:
  - TIG
  - GMAW
  - SAW (single, twin, tandem and multi-arc)
  - Cladding with wire or strip

BETTER PRODUCTIVITY

A cost-effective way to improve productivity, welding quality and safety

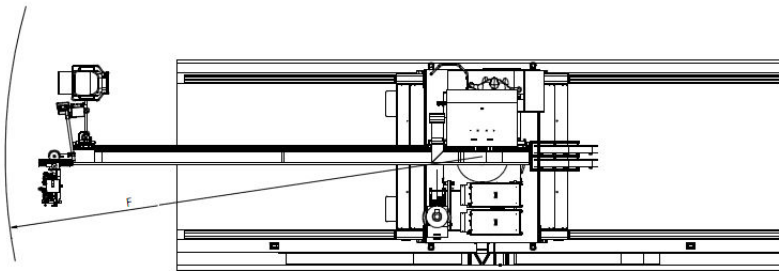
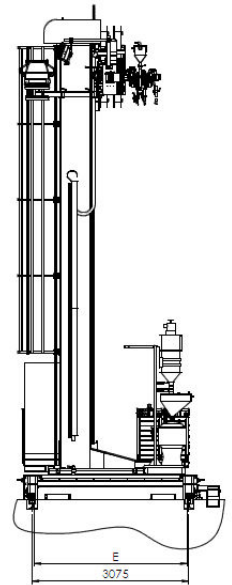
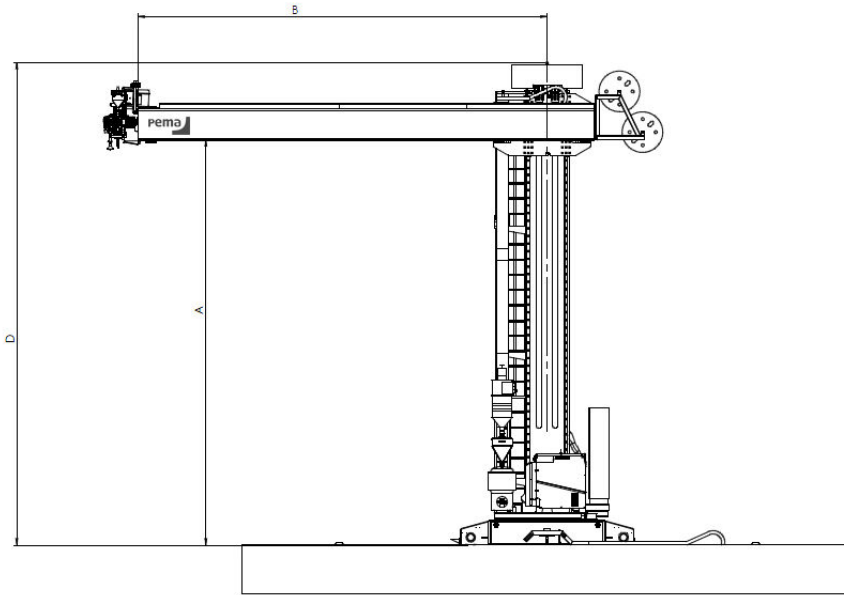
EASY INTEGRATION

Easy to integrate with PEMA positioners and roller beds.

MODULARITY

Depending on the case, every Column & Boom can be modularly customized to best suit the task at hand.





### Optional accessories

- Welding equipment
- Cross slides
- Flux handling
- Wire reels
- Control systems
- Camera
- Seam tracking
- Rails and energy chain
- Operator seat
- Operator platform